

ADM940

AS ABAP - Authorization Concept

COURSE OUTLINE

Course Version: 15

Course Duration: 3 Day(s)

SAP Copyrights and Trademarks

© 2014 SAP SE. All rights reserved.

No part of this publication may be reproduced or transmitted in any form or for any purpose without the express permission of SAP SE. The information contained herein may be changed without prior notice.

Some software products marketed by SAP SE and its distributors contain proprietary software components of other software vendors.

- Microsoft, Windows, Excel, Outlook, and PowerPoint are registered trademarks of Microsoft Corporation.
- IBM, DB2, DB2 Universal Database, System i, System i5, System p, System p5, System x, System z, System z10, System z9, z10, z9, iSeries, pSeries, xSeries, zSeries, eServer, z/VM, z/OS, i5/OS, S/390, OS/390, OS/400, AS/400, S/390 Parallel Enterprise Server, PowerVM, Power Architecture, POWER6+, POWER6, POWER5+, POWER5, POWER, OpenPower, PowerPC, BatchPipes, BladeCenter, System Storage, GPFS, HACMP, RETAIN, DB2 Connect, RACF, Redbooks, OS/2, Parallel Sysplex, MVS/ESA, AIX, Intelligent Miner, WebSphere, Netfinity, Tivoli and Informix are trademarks or registered trademarks of IBM Corporation.
- Linux is the registered trademark of Linus Torvalds in the U.S. and other countries.
- Adobe, the Adobe logo, Acrobat, PostScript, and Reader are either trademarks or registered trademarks of Adobe Systems Incorporated in the United States and/or other countries.
- Oracle is a registered trademark of Oracle Corporation
- UNIX, X/Open, OSF/1, and Motif are registered trademarks of the Open Group.
- Citrix, ICA, Program Neighborhood, MetaFrame, WinFrame, VideoFrame, and MultiWin are trademarks or registered trademarks of Citrix Systems, Inc.
- HTML, XML, XHTML and W3C are trademarks or registered trademarks of W3C®, World Wide Web Consortium, Massachusetts Institute of Technology.
- Java is a registered trademark of Sun Microsystems, Inc.
- JavaScript is a registered trademark of Sun Microsystems, Inc., used under license for technology invented and implemented by Netscape.
- SAP, R/3, SAP NetWeaver, Duet, PartnerEdge, ByDesign, SAP BusinessObjects Explorer, StreamWork, and other SAP products and services mentioned herein as well as their respective logos are trademarks or registered trademarks of SAP SE in Germany and other countries.
- Business Objects and the Business Objects logo, BusinessObjects, Crystal Reports, Crystal Decisions, Web Intelligence, Xcelsius, and other Business Objects products and services mentioned herein as well as their respective logos are trademarks or registered trademarks of Business Objects Software Ltd. Business Objects is an SAP company.
- Sybase and Adaptive Server, iAnywhere, Sybase 365, SQL Anywhere, and other Sybase products and services mentioned herein as well as their respective logos are trademarks or registered trademarks of Sybase, Inc. Sybase is an SAP company.








All other product and service names mentioned are the trademarks of their respective companies. Data contained in this document serves informational purposes only. National product specifications may vary.

These materials are subject to change without notice. These materials are provided by SAP SE and its affiliated companies ("SAP Group") for informational purposes only, without representation or warranty of any kind, and SAP Group shall not be liable for errors or omissions with respect to the materials. The only warranties for SAP Group products and services are those that are set forth in the express warranty statements accompanying such products and services, if any. Nothing herein should be construed as constituting an additional warranty.

Typographic Conventions

American English is the standard used in this handbook.

The following typographic conventions are also used.

This information is displayed in the instructor's presentation	
Demonstration	
Procedure	
Warning or Caution	
Hint	
Related or Additional Information	
Facilitated Discussion	
User interface control	<i>Example text</i>
Window title	<i>Example text</i>

Contents

ix	Course Overview
1	Unit 1: Authorizations
1	Lesson: Describing Authorization
3	Unit 2: Authorization Concepts for Compliant Identity Management
3	Lesson: Designing Authorization for an AS ABAP-Based System
3	Lesson: Implementing Authorization for an AS ABAP-Based System
5	Unit 3: Authorization Terminology
5	Lesson: Defining the Authorization Elements and Terms
5	Lesson: Checking Authorizations in ABAP Systems
7	Unit 4: User Maintenance
7	Lesson: Maintaining User Data
9	Unit 5: Basic Role Maintenance
9	Lesson: Defining a Role
9	Lesson: Defining Authorizations in a Role
9	Lesson: Defining Customizing Roles
9	Lesson: Creating Composite Roles
9	Lesson: Creating Reference and Derived Roles
9	Lesson: Maintaining Roles for SAP NetWeaver Business Client
11	Unit 6: Advanced Role Maintenance
11	Lesson: Applying the Special Functions of Authorization Maintenance
11	Lesson: Defining Authorizations for a System User
13	Unit 7: Authorization Environment Configuration
13	Lesson: Installing and Upgrading Role Maintenance
13	Lesson: Configuring Role Maintenance
13	Lesson: Defining System Settings
13	Lesson: Analyzing Missing Authorizations
14	Lesson: Transporting Authorizations

15 Unit 8: Integration of Authorization Systems into an Organization's Landscape

- 15 Lesson: Creating Users with the Central User Administration (CUA)
- 15 Lesson: Migrating the CUA into SAP NetWeaver Identity Management (ID Management)
- 15 Lesson: Identifying Non-Standard Authorization Concepts in the SAP Business Suite
- 15 Lesson: Integrating Authorization Assignments with Organizational Management

17 Unit 9: SAP Systems for Identity Management

- 17 Lesson: Identifying Different User Sources
- 17 Lesson: Describing SAP NetWeaver Identity Management (ID Management)
- 17 Lesson: Planning SAP Governance, Risk, and Compliance (SAP GRC)
- 17 Lesson: Describing Compliant Identity Management (CIM)

Course Overview

TARGET AUDIENCE

This course is intended for the following audiences:

- Project Manager
- Systems Architect
- System Administrator

Lesson 1: Describing Authorization

Lesson Objectives

After completing this lesson, you will be able to:

- Describe authorization as part of a comprehensive security plan

Lesson 1: Designing Authorization for an AS ABAP-Based System

Lesson Objectives

After completing this lesson, you will be able to:

- Design authorization for an AS ABAP-based system

Lesson 2: Implementing Authorization for an AS ABAP-Based System

Lesson Objectives

After completing this lesson, you will be able to:

- Describe the implementation of an authorization for an AS ABAP-based system

Lesson 1: Defining the Authorization Elements and Terms

Lesson Objectives

After completing this lesson, you will be able to:

- Define the authorization elements and terminology

Lesson 2: Checking Authorizations in ABAP Systems

Lesson Objectives

After completing this lesson, you will be able to:

- Check authorizations in an ABAP system

Lesson 1: Maintaining User Data

Lesson Objectives

After completing this lesson, you will be able to:

- Maintain user data
- Maintain mass user data
- Access change documents

Lesson 1: Defining a Role

Lesson Objectives

After completing this lesson, you will be able to:

- Create roles in the role maintenance environment

Lesson 2: Defining Authorizations in a Role

Lesson Objectives

After completing this lesson, you will be able to:

- Define authorizations in a role

Lesson 3: Defining Customizing Roles

Lesson Objectives

After completing this lesson, you will be able to:

- Define customizing roles

Lesson 4: Creating Composite Roles

Lesson Objectives

After completing this lesson, you will be able to:

- Create composite roles

Lesson 5: Creating Reference and Derived Roles

Lesson Objectives

After completing this lesson, you will be able to:

- Create a derived role

Lesson 6: Maintaining Roles for SAP NetWeaver Business Client

Lesson Objectives

After completing this lesson, you will be able to:

- Describe the settings in the Profile Generator (PFCG) relevant for SAP NetWeaver Business Client

Lesson 1: Applying the Special Functions of Authorization Maintenance

Lesson Objectives

After completing this lesson, you will be able to:

- Apply the special functions of authorization maintenance

Lesson 2: Defining Authorizations for a System User

Lesson Objectives

After completing this lesson, you will be able to:

- Define authorizations for a system user

Lesson 1: Installing and Upgrading Role Maintenance

Lesson Objectives

After completing this lesson, you will be able to:

- Activate role maintenance
- Describe the role maintenance upgrade procedure

Lesson 2: Configuring Role Maintenance

Lesson Objectives

After completing this lesson, you will be able to:

- Describe the default values in role maintenance
- Define customer values in role maintenance

Lesson 3: Defining System Settings

Lesson Objectives

After completing this lesson, you will be able to:

- Define password rule parameters
- Define system Customizing options
- Protect special users
- Protect special functions in the SAP system
- Create roles for user and authorization administration

Lesson 4: Analyzing Missing Authorizations

Lesson Objectives

After completing this lesson, you will be able to:

- Analyze missing authorizations
- Analyze existing authorizations

Lesson 5: Transporting Authorizations

Lesson Objectives

After completing this lesson, you will be able to:

- Describe how to copy user master records between clients
- Transport roles
- Transport SU24 proposals

Lesson 1: Creating Users with the Central User Administration (CUA)

Lesson Objectives

After completing this lesson, you will be able to:

- Describe the CUA
- Create users with the CUA

Lesson 2: Migrating the CUA into SAP NetWeaver Identity Management (ID Management)

Lesson Objectives

After completing this lesson, you will be able to:

- Migrate the CUA into SAP NetWeaver Identity Management

Lesson 3: Identifying Non-Standard Authorization Concepts in the SAP Business Suite

Lesson Objectives

After completing this lesson, you will be able to:

- Identify non-standard authorization concepts in other SAP Business Suite systems

Lesson 4: Integrating Authorization Assignments with Organizational Management

Lesson Objectives

After completing this lesson, you will be able to:

- Describe organizational units in Organizational Management
- Identify organizational plan objects
- Perform indirect user assignment reconciliation

Lesson 1: Identifying Different User Sources

Lesson Objectives

After completing this lesson, you will be able to:

- Identify user sources for different landscapes

Lesson 2: Describing SAP NetWeaver Identity Management (ID Management)

Lesson Objectives

After completing this lesson, you will be able to:

- Describe SAP NetWeaver ID Management

Lesson 3: Planning SAP Governance, Risk, and Compliance (SAP GRC)

Lesson Objectives

After completing this lesson, you will be able to:

- Describe planning with SAP GRC

Lesson 4: Describing Compliant Identity Management (CIM)

Lesson Objectives

After completing this lesson, you will be able to:

- Describe the functions and goals of CIM